


# PLASTERBOARD SECTIONS

**TRIM90**<sup>TM</sup>  
PLASTERBOARD BEADS



**SM10 ALUMINIUM WALL TRACK**

All-in-one shadowline wall track that guarantees consistent shadowline margins and a neat finish in corner mitres.



**PEX90**

Perforated External Angle 90° – the strong, optimum nib profile.



**EJ10 EXPANSION JOINT**


For use in areas where movement may occur, allowing for movement in all directions. Supplied pre-assembled.

# Plasterboard Sections



90° EXTERNAL CORNERS

Part No.	90° EXTERNAL CORNERS	Length mm	Sub Pack	Stock Pack	Approx kg/pce
PEX90-24	Perforated External Angle 90°	2400	50	500	0.31
PEX90-2550	Perforated External Angle 90°	2550	50	500	0.34
PEX90-27	Perforated External Angle 90°	2700	50	500	0.34
PEX90-30	Perforated External Angle 90°	3000	50	500	0.38
PEX90-36	Perforated External Angle 90°	3600	50	500	0.46




135° EXTERNAL CORNERS

Part No.	135° EXTERNAL CORNERS	Length mm	Sub Pack	Stock Pack	Approx kg/pce
PEX135-24	Perforated External Angle 135°	2400	50	500	0.31
PEX135-2550	Perforated External Angle 135° #	2550	50	500	0.34
PEX135-27	Perforated External Angle 135°	2700	50	500	0.34
PEX135-30	Perforated External Angle 135°	3000	50	500	0.38
PEX135-36	Perforated External Angle 135°	3600	50	500	0.46



90° INTERNAL CORNERS

Part No.	90° INTERNAL CORNERS	Length mm	Sub Pack	Stock Pack	Approx kg/pce
PA90-24	Perforated Internal Angle 90°	2400	50	500	0.26
PA90-27	Perforated Internal Angle 90°	2700	50	500	0.29
PA90-30	Perforated Internal Angle 90°	3000	50	500	0.33
PA90-36	Perforated Internal Angle 90°	3600	50	500	0.39



135° INTERNAL CORNERS

Part No.	135° INTERNAL CORNERS	Length mm	Sub Pack	Stock Pack	Approx kg/pce
PA135-24	Perforated Internal Angle 135°	2400	50	500	0.26
PA135-27	Perforated Internal Angle 135°	2700	50	500	0.29
PA135-30	Perforated Internal Angle 135°	3000	50	500	0.32
PA135-36	Perforated Internal Angle 135°	3600	50	500	0.38



ANGLES

Part No.	ANGLES	Length mm	Sub Pack	Stock Pack	Approx kg/pce
PBA04-24	Plasterer's Internal Backing Angle	2400	20	500	0.57
PBA06-30	Internal Angle 30 x 30 x 0.55 BMT	3000	20	500	0.96



UTILITY ANGLES

Part No.	UTILITY ANGLES	Length mm	Sub Pack	Stock Pack	Approx kg/pce
BA257-36	PGI Angle 25 x 25 x 0.70 BMT	3600	20	200	1.04
BA358-36	Angle 35 x 35 x 0.75 BMT	3600	20	200	1.58
BA508-3000	Angle 50 x 50 x 0.75 BMT	3000	20	200	1.85
BA508-36	Angle 50 x 50 x 0.75 BMT	3600	20	200	2.23
BA5012-3000	Angle 50 x 50 x 1.15 BMT #	3000	20	200	2.79
BA5012-36	Angle 50 x 50 x 1.15 BMT	3600	20	200	3.36

# Lead time and minimum quantities may apply

# Plasterboard Sections



TOP HAT BATH CHANNEL

Part No.	TOP HAT BATH CHANNEL	Length mm	Sub Pack	Stock Pack	Approx kg/pce
TB50-18	Bath Channel 50 x 25 x 15 x 0.55 BMT #	1800	1	100	0.56

Fix to Studs where Studs have been Notched out for Bath Installation.



METAL STOPPING BEADS

Part No.	METAL STOPPING BEADS	Length mm	Sub Pack	Stock Pack	Approx kg/pce
SB06-30	Metal Stopping Bead 6mm	3000	20	200	0.55
SB10-24	Metal Stopping Bead 10mm	2400	20	200	0.47
SB10-27	Metal Stopping Bead 10mm	2700	20	200	0.52
SB10-30	Metal Stopping Bead 10mm	3000	20	200	0.58
SB10-36	Metal Stopping Bead 10mm	3600	20	200	0.69
SB13-24	Metal Stopping Bead 13mm	2400	20	200	0.46
SB13-27	Metal Stopping Bead 13mm	2700	20	200	0.52
SB13-30	Metal Stopping Bead 13mm	3000	20	200	0.58
SB13-36	Metal Stopping Bead 13mm	3600	20	200	0.69
SB16-30	Metal Stopping Bead 16mm	3000	20	200	0.48



BULLNOSE SECTIONS

Part No.	BULLNOSE SECTIONS	Length mm	Sub Pack	Stock Pack	Approx kg/pce
RB1030-30	Bull nose Section 10mm radius	3000	1	10	0.68
RB2230-30	Bull nose Section 22mm radius	3000	1	10	1.33



ARCH BEADS

Part No.	ARCH BEADS	Length mm	Sub Pack	Stock Pack	Approx kg/pce
PAB180-30	Perforated Arch Bead	3000	20	200	0.29
PAB180-36	Perforated Arch Bead	3600	20	200	0.34



METAL CASING BEADS

Part No.	METAL CASING BEADS	Length mm	Sub Pack	Stock Pack	Approx kg/pce
MCB06-30	Metal Casing Bead 6mm	3000	20	200	0.55
MCB10-24	Metal Casing Bead 10mm	2400	20	200	0.47
MCB10-27	Metal Casing Bead 10mm	2700	20	200	0.52
MCB10-30	Metal Casing Bead 10mm	3000	20	200	0.58
MCB10-36	Metal Casing Bead 10mm	3600	20	200	0.77
MCB13-24	Metal Casing Bead 13mm	2400	20	200	0.47
MCB13-27	Metal Casing Bead 13mm	2700	20	200	0.52
MCB13-30	Metal Casing Bead 13mm	3000	20	200	0.58
MCB13-36	Metal Casing Bead 13mm	3600	20	200	0.70
MCB16-30	Metal Casing Bead 16mm	3000	20	200	0.48

# Plasterboard Sections



SHADOWLINE STOPPING ANGLES

Part No.	SHADOWLINE STOPPING ANGLES	Length mm	Sub Pack	Stock Pack	Approx kg/pce
SL06-30	Shadowline Stopping Angle 6mm	3000	20	200	0.47
SL10-30	Shadowline Stopping Angle 10/13/16mm	3000	20	200	0.49

Custom Size Shadowline Stopping Angles Available 



STOPPING ANGLES

Part No.	STOPPING ANGLES	Length mm	Sub Pack	Stock Pack	Approx kg/pce
LSA06-30	Long Leg Stopping Angle 6mm	3000	20	200	0.55
LSA10-30	Long Leg Stopping Angle 10mm	3000	20	200	0.33
LSA13-30	Long Leg Stopping Angle 13mm	3000	20	200	0.35
LSA16-30	Long Leg Stopping Angle 16mm	3000	20	200	0.48
LSA30-30	Long Leg Stopping Angle 30mm	3000	20	200	0.58



EXPANSION JOINTS

Part No.	EXPANSION JOINTS	Length mm	Sub Pack	Stock Pack	Approx kg/pce
EJ06-30	Expansion Joint Assembled Complete 6mm	3000	5	100	0.41
EJ10-30	Expansion Joint Assembled Complete 10mm	3000	5	100	0.48

For use in areas where movement may occur, allowing for movement in all directions. Supplied pre-assembled.



ALUMINIUM HEAD TRACK

Part No.	ALUMINIUM HEAD TRACK	Length mm	Sub Pack	Stock Pack	Approx kg/pce
SM64-36	64mm Shadowline Head Track #	3600	1	1	2.38

Provides Shadowline detail without using SL10 Stopping Angle.



ALUMINIUM WALL TRACK

Part No.	ALUMINIUM WALL TRACK	Length mm	Sub Pack	Stock Pack	Approx kg/pce
SM10-36	M29/10mm board Shadowline Wall Track #	3600	1	1	0.95
SM13-36	M29/13mm board Shadowline Wall Track #	3600	1	1	1.14

All-in-one Furring Wall Track with Shadowline detail.

# Lead time and minimum quantities may apply